



# **School Improvement Bond Update**

## **Bond Accountability Committee**

### **Meeting**

**January 22, 2020**



## Agenda

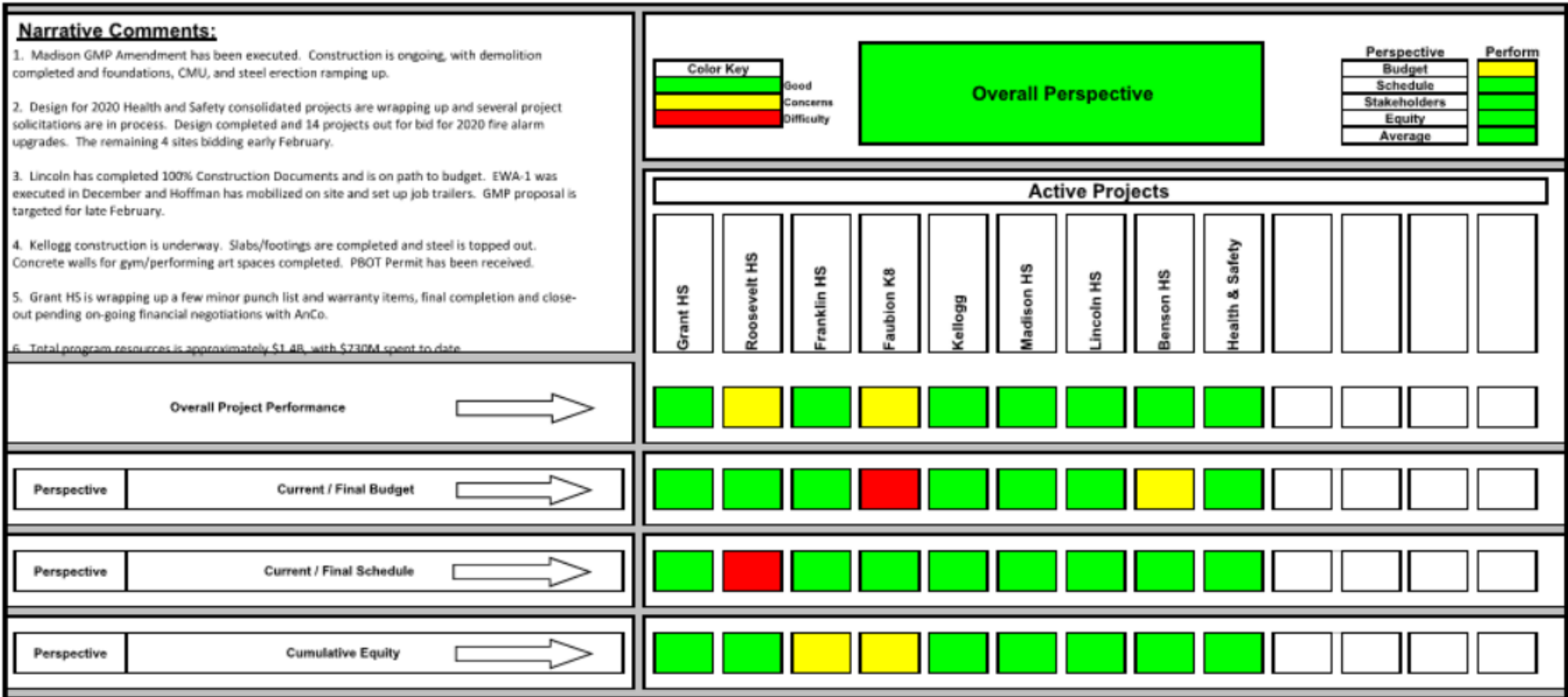
- **Welcome & Introductions** 5:30 pm
- **Public Comments** 5:35 – 5:45 pm
- **Balanced Scorecard** 5:45 – 6:15 pm
- **Program Update** 6:15 – 6:30 pm
- **Project Updates (incl Madison Risk)** 6:30 – 8:15 pm
- **Questions** 8:15 – 8:30 pm
- **Wrap-Up and Adjourn**



# Public Comment



# Balanced Scorecard - Overall





# Balanced Scorecard - Budget

<p><b>Narrative Comments:</b></p> <ol style="list-style-type: none"> <li>Grant HS Modernization is working through close-out of AnCo contract. Unexpected requests for additional costs are in process of being reviewed and addressed. Grant is currently forecasted to be on budget, but tight management of remaining funds will be necessary.</li> <li>Kellogg is under contract and forecasted to be on-budget.</li> <li>Madison GMP Amendment was approved by BOE at \$4.1M over budget. Project team moving forward utilizing project contingency funds to address budget gap. Risk management strategies are in place to support reducing budget gap. Team will present risk update to BAC at January 2020 meeting.</li> <li>Lincoln 50% CD estimates were within budget. 100% CD's received December 20th, buy out and final estimates are in process with GMP expected mid February.</li> <li>Benson has submitted Design Phase Approval for Schematic Design, with budget within 1.3% of target. 50% DD Design phase approval due January 31st. More detailed cost information is needed for Marshall swing site and Multiple Pathways building. Initial estimates for swing sites are coming in higher than expected.</li> </ol>			<p><b>Color Key</b></p> <table border="1"> <tr><td>Green</td><td>Good</td></tr> <tr><td>Yellow</td><td>Concerns</td></tr> <tr><td>Red</td><td>Difficulty</td></tr> </table>		Green	Good	Yellow	Concerns	Red	Difficulty	<p><b>Budget Perspective</b></p> <div style="background-color: yellow; width: 100px; height: 50px; margin: 0 auto;"></div>		<table border="1"> <tr><th>Strategic Obj.</th><th>Perform</th></tr> <tr><td>A</td><td>Green</td></tr> <tr><td>B</td><td>Green</td></tr> <tr><td>C</td><td>Yellow</td></tr> <tr><td>D</td><td>Green</td></tr> <tr><td>Average</td><td>Green</td></tr> </table>		Strategic Obj.	Perform	A	Green	B	Green	C	Yellow	D	Green	Average	Green
			Green	Good																						
Yellow	Concerns																									
Red	Difficulty																									
Strategic Obj.	Perform																									
A	Green																									
B	Green																									
C	Yellow																									
D	Green																									
Average	Green																									
<b>Active Projects</b>																										
			Grant HS	Roosevelt HS	Franklin HS	Faubion K8	Kellogg	Madison HS	Lincoln HS	Benson HS	Health & Safety															
			Green	Green	Yellow	Yellow	Yellow	Green	Green	Yellow	Green															
<b>Strategic Objectives</b>	<b>Performance Measures</b>	<b>Performance Targets</b>																								
Objective A Project Budget and Scope Aligned	1 Initial Project Budget and Scope Identified	Green > 10% Project Contingency Yellow 0% - 10% Project Contingency Red < 0% Project Contingency	Green	Green	Green	Green	Green	Green	Green	Green	Green															
	2 Master Plan Budget and Scope Aligned	Green > 10% Project Contingency Yellow 0% - 10% Project Contingency Red < 0% Project Contingency	Green	Green	Green	Green	Yellow	Green	Green	Red	Green															
Objective B Planning & Design Costs within Budget	3 Schematic Design Budget and Scope Aligned	Green > 10% Project Contingency Yellow 0% - 10% Project Contingency Red < 0% Project Contingency	Yellow	Green	Green	Green	Red	Green	Green	Green																
	4 Design Dev Budget and Scope Aligned	Green > 10% Project Contingency Yellow 0% - 10% Project Contingency Red < 0% Project Contingency	Red	Green	Green	Green	Yellow	Red	Green																	
	5 Construct Docs Budget and Scope Aligned	Green > 10% Project Contingency Yellow 0% - 10% Project Contingency Red < 0% Project Contingency	Red	Green	Green	Green	Yellow	Red																		
Objective C Construction Costs within Budget	6 Project Budget and Scope Aligned at Construction Award / GMP	Green > 10% Project Contingency Yellow 0% - 10% Project Contingency Red < 0% Project Contingency	Yellow	Yellow	Yellow	Yellow	Green	Yellow																		
	7 Project Budget and Scope Aligned at 50% Complete	Green > 5% Project Contingency Yellow 0% - 5% Project Contingency Red < 0% Project Contingency	Yellow	Green	Red	Red																				
Objective D Project within Budget	8 Current Project Budget	Within Budgeted Amount	Green	Green	Green	Red	Green	Green	Green	Yellow	Green															



# Budget Update:

Combined Project Cost Summary Report for Capital Improvement Bond Program

January 2020

Project Name	Original Budget	Approved Budget Changes	Current Budget	Current Commitments	Estimate At Completion	Forecasted Over/(Under)	Actuals Approved
<b>2012 Bond</b>							
Franklin HS Modernization	81,585,655	31,931,825 <sup>1</sup>	113,517,480	112,495,728	113,517,480	-	112,354,168
Multiple Sites - Teen Parent-Playgrounds - 4833 - FY19	-	170,000 <sup>2</sup>	170,000	160,130	170,000	-	144,879
Franklin - Repairs - 5145 - FY20	-	258,245 <sup>3</sup>	258,245	123,483	258,245	-	75,924
Grant HS Modernization	88,336,829	70,633,488 <sup>4</sup>	158,970,317	158,240,022	158,970,317	-	153,232,513
Grant - GHS Grant Bowl Improvements - 4919 - FY19	-	250,000 <sup>5</sup>	250,000	132,970	250,000	-	22,198
Roosevelt HS Modernization	68,418,695	33,252,919 <sup>6</sup>	101,671,614	100,846,250	101,671,614	-	99,250,072
Roosevelt - Modulars-relocated and store - 4435 - FY17	-	186,749 <sup>7</sup>	186,749	186,749	186,749	-	186,749
Roosevelt - Phase IV Modernization - 5171 - FY20	-	115,000 <sup>8</sup>	115,000	113,960	115,000	-	56,673
Roosevelt - Window Replacement - 5193 - FY20	-	100,000 <sup>9</sup>	100,000	81,010	100,000	-	-
Faubion Add-Ons - 4918 - DA004 - FY19	-	125,000 <sup>10</sup>	125,000	124,376	125,000	-	105,269
Faubion Replacement	27,035,537	22,875,014 <sup>11</sup>	49,910,551	49,703,543	49,910,551	-	49,697,026
Improvement Project 2013	9,467,471	2,495,669 <sup>12</sup>	11,963,140	11,963,139	11,963,140	-	11,963,139
Improvement Project 2014	13,620,121	4,191,667 <sup>13</sup>	17,811,788	17,811,788	17,811,788	-	17,811,788
Improvement Project 2015	13,521,066	102,076 <sup>14</sup>	13,623,142	13,497,438	13,497,438	(125,704)	13,497,438
Improvement Project 2015 - Maplewood	-	1,518,698 <sup>15</sup>	1,518,698	1,518,698	1,518,698	-	1,518,698
Improvement Project 2015 - SCI	-	2,057,686 <sup>16</sup>	2,057,686	2,057,686	2,057,686	-	2,057,686
Improvement Project 2016	15,274,437	1,386,346 <sup>17</sup>	16,660,783	16,468,882	16,468,977	(191,806)	16,405,180
GROUP 3 (IP 2017)	6,796,707	15,356,628 <sup>18</sup>	22,153,335	21,990,290	22,153,335	-	21,515,554
Improvement Project 2018	9,062,119	(9,062,120) <sup>19</sup>	-	-	-	-	-
Improvement Project 2019	-	- <sup>20</sup>	-	-	-	-	-
Master Planning - Benson HS	191,667	206,975 <sup>21</sup>	398,642	398,642	398,642	-	398,642
Master Planning - Cleveland HS	191,667	(191,667) <sup>22</sup>	-	-	-	-	-
Master Planning - Jefferson HS	191,667	(191,667) <sup>23</sup>	-	-	-	-	-
Master Planning - Lincoln HS	191,667	165,427 <sup>24</sup>	357,094	357,094	357,094	-	357,094
Master Planning - Madison HS	191,667	132,413 <sup>25</sup>	324,080	324,070	324,080	-	324,070
Master Planning - Wilson HS	191,667	(191,667) <sup>26</sup>	-	-	-	-	-
Marshall Swing Site - Bond 2012	-	4,070,103 <sup>27</sup>	4,070,103	4,070,103	4,070,103	-	4,070,103
Tubman Swing Site - Bond 2012	-	1,164,776 <sup>28</sup>	1,164,776	1,164,776	1,164,776	-	1,164,776
Swing Sites & Transportation	9,550,000	(9,550,000) <sup>29</sup>	-	-	-	-	-
Educational Specification	-	275,168 <sup>30</sup>	275,168	275,168	275,168	-	275,168
Debt Repayment	45,000,000	-	45,000,000	45,000,000	45,000,000	-	45,000,000
<b>2012 Bond Program</b>	<b>93,181,361</b>	<b>(54,214,729) <sup>31</sup></b>	<b>38,966,632</b>	<b>31,708,750</b>	<b>36,316,376</b>	<b>(2,650,256)</b>	<b>26,195,439</b>
	<b>482,000,000</b>	<b>119,620,021</b>	<b>601,620,022</b>	<b>590,814,747</b>	<b>598,652,255</b>	<b>(2,967,767)</b>	<b>577,680,247</b>
Additional Funding Resource (if/When Needed)	-	10,000,000 <sup>*</sup>	10,000,000	-	-	(10,000,000)	-
	<b>482,000,000</b>	<b>129,620,021</b>	<b>611,620,022</b>	<b>590,814,747</b>	<b>598,652,255</b>	<b>(12,967,767)</b>	<b>577,680,247</b>

\* In February 2017 OSM was directed to proceed with design and construction of Grant HS under the direction an additional \$10M would be made available to OSM if/when needed.



# Budget Update:

Project Name	Original Budget	Approved Budget Changes	Current Budget	Current Commitments	Estimate At Completion	Forecasted Over/(Under)	Actuals Approved
<b>2017 Bond</b>							
Benson HS Modernization	202,000,000	(148,347,500) <sup>33</sup>	53,652,500	25,206,203	295,113,000	241,460,500	5,622,013
Benson HS Modernization - Kenton Swing Site-Mult Pathways - 5013	-	5,500,000 <sup>33</sup>	5,500,000	1,049,352	2,900,000	(2,600,000)	27,460
Benson HS Modernization - Marshall Swing Site - 5006	-	14,050,000 <sup>34</sup>	14,050,000	1,432,816	9,370,000	(4,680,000)	96,179
Benson HS Modernization - Mult Pathways to Graduation - 4999	-	5,500,000 <sup>35</sup>	5,500,000	124,093	50,345,000	44,845,000	16,586
Kellogg Replacement	45,000,000	14,811,150 <sup>36</sup>	59,811,150	52,446,455	59,811,150	-	16,340,897
Lincoln HS Replacement	187,000,000	55,500,000 <sup>37</sup>	242,500,000	35,472,888	242,500,000	-	12,199,263
Madison HS Modernization	146,000,000	55,502,500 <sup>38</sup>	201,502,500	184,231,315	201,502,500	-	37,415,825
	<b>580,000,000</b>	<b>2,516,150</b>	<b>582,516,150</b>	<b>299,963,122</b>	<b>861,541,650</b>	<b>279,025,500</b>	<b>71,718,224</b>
Benson HS Modernization: Pre-Design - Pre-Bond	-	561,725 <sup>39</sup>	561,725	561,725	561,725	-	561,725
Kellogg Replacement: Pre-Design - Pre-Bond	-	385,873 <sup>40</sup>	385,873	385,873	385,873	-	385,873
Lincoln HS Modernization: Pre-Design - Pre-Bond	-	378,557 <sup>41</sup>	378,557	378,557	378,557	-	378,557
Madison HS Modernization: Pre-Design - Pre-Bond	-	274,297 <sup>42</sup>	274,297	274,297	274,297	-	274,297
Cleveland HS Modernization-Pre-Design - Pre-Bond - 4964 - FY19	-	153,100 <sup>43</sup>	153,100	153,000	153,100	-	59,215
Jefferson HS Modernization-Pre-Design - Pre-Bond - 4965 - FY19	-	151,800 <sup>44</sup>	151,800	151,300	151,800	-	82,451
Wilson HS Modernization-Pre Design - Pre-Bond - 4966 - FY19	-	151,700 <sup>45</sup>	151,700	151,600	151,700	-	77,947
2017 Bond Program: Pre-Design - Pre-Bond	-	81,323 <sup>46</sup>	81,323	81,323	81,323	-	81,323
2017 Bond Program	210,000,000	(79,599,056) <sup>47</sup>	130,400,944	24,161,125	110,133,179	(20,267,765)	15,128,040
	<b>210,000,000</b>	<b>(77,460,681)</b>	<b>132,539,319</b>	<b>26,298,801</b>	<b>112,271,554</b>	<b>(20,267,765)</b>	<b>17,029,428</b>
Chapman - Re-Roof - Bond Funded - 4671 - FY18	-	2,842,000 <sup>48</sup>	2,842,000	621,247	2,842,000	-	443,467
Creative Science - ADA Accommodation-Access Control - 5049 - FY20	-	12,855 <sup>49</sup>	12,855	12,855	12,855	-	-
GROUP 2 - Fire Alarm / Sprinkler	-	8,533,136 <sup>50</sup>	8,533,136	4,134,336	8,533,136	-	3,165,189
GROUP 4 - ASBESTOS	-	3,033,661 <sup>51</sup>	3,033,661	1,486,081	1,486,081	(1,547,580)	1,401,120
Harrison Park - Copy Room-Abate Asbestos Tile - 4664 - FY18	-	10,185 <sup>52</sup>	10,185	10,185	10,185	-	10,185
Harrison Park - K Classrooms-Abate Asbestos from floor tiles - 4441 - FY18	-	24,009 <sup>53</sup>	24,009	24,009	24,009	-	24,009
Hayhurst - SRGP-Bond - 5028 - FY19	-	4,423,500 <sup>54</sup>	4,423,500	3,896,388	4,157,777	(265,723)	2,148,949
Hoxford - Wood Shop Floor-Asbestos - 4573 - FY18	-	41,523 <sup>55</sup>	41,523	41,523	41,523	-	41,523
Jackson - Health & Safety Improvements-Bond - 5030 - FY19	-	6,653,721 <sup>56</sup>	6,653,721	6,040,116	6,653,721	-	2,981,526
Jefferson - Camera-Pull Stations - 4528 - FY17	-	30,859 <sup>57</sup>	30,859	30,859	30,859	-	30,859
Jefferson - Fire Sprinkler Upgrades-Bond - 5053 - FY19	-	1,147,966 <sup>58</sup>	1,147,966	1,129,514	1,147,966	-	1,094,311
Lee - Roof Repair - 4497 - FY18	-	97,000 <sup>59</sup>	97,000	97,000	97,000	-	97,000
Lent - Radon Mitigation - 4344 - FY17	-	59,512 <sup>60</sup>	59,512	59,512	59,512	-	59,512
Lent - SRGP Design - 5194 - FY20	-	46,000 <sup>61</sup>	46,000	28,040	46,000	-	-
Marysville - Radon Mitigation-Rms 137-138-139 - 4939 - FY20	-	21,334 <sup>62</sup>	21,334	18,284	21,334	-	-
Multi-2018-4675-Bond-Security-PKG1-FY18-19	-	3,062,749 <sup>63</sup>	3,062,749	1,822,055	3,062,749	-	642,953
Multi-2018-5025-Bond-Security-PKG2-FY19	-	2,949,744 <sup>64</sup>	2,949,744	1,841,997	2,949,744	-	197,806
Multi-2018-5026-Bond-Security-PKG3-FY19	-	2,962,600 <sup>65</sup>	2,962,600	195,637	2,962,600	-	2,112
Multiple Sites - 2018-2019 Middle School Conversions - 4586-FY18	-	32,540,735 <sup>66</sup>	32,540,735	32,012,680	32,272,680	(268,055)	31,917,354
Multiple Sites - Asbestos Bond Projects-2018-19 - 4923 - FY19	-	1,400,000 <sup>67</sup>	1,400,000	1,395,016	1,400,000	-	1,243,747
Multiple Sites - Asbestos Bond Projects-2019-20 - 4924 - FY20	-	100,000 <sup>68</sup>	100,000	-	100,000	-	-
Multiple Sites - Day CPM Management Services - 4610 - FY18	-	1,977,243 <sup>69</sup>	1,977,243	1,975,804	1,977,243	-	1,588,401
Multiple Sites - Fire Alarm Equipment Purchase - FY15/16/17/18 - X0114	-	507,151 <sup>70</sup>	507,151	383,606	507,151	-	383,606
Multiple Sites - Floor Replacement-Bond Compensible - 4565 - FY18	-	124,841 <sup>71</sup>	124,841	124,841	124,841	-	124,841
Multiple Sites - Health & Safety Group 1 Design - 5153 - FY20	-	919,568 <sup>72</sup>	919,568	780,971	919,568	-	57,793
Multiple Sites - Health & Safety Group 2 Design - 5154 - FY20	-	1,137,400 <sup>73</sup>	1,137,400	969,000	1,137,400	-	151,975
Multiple Sites - Lead in Water Repairs - 4517 - FY17	-	7,129,459 <sup>74</sup>	7,129,459	2,635,937	7,129,459	-	2,185,833
Multiple Sites - Lead Paint Abatement - BOND	-	10,050,000 <sup>75</sup>	10,050,000	49,323	10,050,000	-	39,080
Multiple Sites - Lead Paint Abatement - Emergency Declaration	-	1,273,501 <sup>76</sup>	1,273,501	1,273,500	1,273,501	-	1,273,500
Multiple Sites - Lead Paint Abatement - Fund 423 - 4493 - FY17	-	577,004 <sup>77</sup>	577,004	577,003	577,003	-	577,003
Multiple Sites - Radon Mitigation - 4609 - FY18	-	113,354 <sup>78</sup>	113,354	113,354	113,354	-	113,354



# Budget Update:

## 2012 Program Costs Summary

January 2020

	Original Budget	Approved Budget Changes	Current Budget	Estimate At Completion	Forecasted Over/(Under)	Actuals Approved
Bond Management	15,117,563	11,626,560 <sup>1</sup>	26,744,123	22,152,401	(4,591,721)	21,785,420
Bond Issuance Costs	3,000,000	(921,346) <sup>2</sup>	2,078,654	2,056,501	(22,153)	2,067,450
PBOT IGA	5,000,000	-	5,000,000	4,000,000	(1,000,000)	-
OCIP	-	2,857,473 <sup>3</sup>	2,857,473	2,857,473	-	2,342,568
Escalation	45,000,000	(45,000,000) <sup>4</sup>	-	-	-	-
Fund 424	-	0 <sup>5</sup>	-	-	-	-
Bond Premium	-	- <sup>6</sup>	-	-	-	-
Contingency - OSM	5,063,798	(2,777,416) <sup>7</sup>	2,286,382	5,250,000	2,963,618	-
Contingency - BOE Reserves	20,000,000	(20,000,000) <sup>8</sup>	-	-	-	-
Additional Criteria Financing (FHS/RHS)	-	- <sup>9</sup>	-	-	-	-
Future Interest Earnings	-	-	-	-	-	-
<b>Grand Totals</b>	<b>93,181,361</b>	<b>(54,214,729)</b>	<b>38,966,632</b>	<b>36,316,376</b>	<b>(2,650,256)</b>	<b>26,195,439</b>





# Budget Update:

## 2017 Program Costs Summary

January 2020

	Original Budget	Approved Budget Changes	Current Budget	Estimate At Completion	Forecasted Over/(Under)	Actuals Approved
Bond Management	40,000,000	9,825,737 <sup>1</sup>	49,825,737	52,317,725	2,491,988	10,079,151
Bond Issuance Costs	-	2,159,753 <sup>2</sup>	2,159,753	5,000,000	2,840,247	2,159,753
OCIP	-	3,000,000 <sup>3</sup>	3,000,000	5,000,000	2,000,000	2,889,137
Escalation	-	-	-	-	-	-
Contingency - OSM	20,000,000	7,999,932 <sup>4</sup>	27,999,932	17,572,521	(10,427,411)	-
Bond Premium	-	- <sup>5</sup>	-	-	-	-
Corporate Receipts Tax (SSA)	-	-	-	4,400,000	4,400,000	-
Future Interest Earnings	-	-	-	(21,572,589)	(21,572,589)	-
	<b>60,000,000</b>	<b>22,985,422</b>	<b>82,985,422</b>	<b>62,717,657</b>	<b>(20,267,765)</b>	<b>15,128,040</b>
ACCESSIBILITY - UNALLOCATED BUDGET	10,000,000	(9,554,440) <sup>6</sup>	445,560	445,560	-	-
ASBESTOS - UNALLOCATED BUDGET	12,000,000	(6,853,101) <sup>7</sup>	5,146,899	5,146,899	-	-
FIRE ALARM/SPRINKLER - UNALLOCATED BUDGET	25,849,990	(16,157,409) <sup>8</sup>	9,692,581	9,692,581	-	-
LEAD PAINT - UNALLOCATED BUDGET	16,623,936	(12,833,349) <sup>9</sup>	3,790,587	3,790,587	-	-
RADON - UNALLOCATED BUDGET	1,126,125	(261,236) <sup>10</sup>	864,889	864,889	-	-
ROOFS - UNALLOCATED BUDGET	50,907,949	(46,335,275) <sup>11</sup>	4,572,674	4,572,674	-	-
SECURITY - UNALLOCATED BUDGET	5,000,000	(5,000,000) <sup>12</sup>	-	-	-	-
WATER FIXTURES/PIPES - UNALLOCATED BUDGET	28,492,000	(8,867,447) <sup>13</sup>	19,624,553	19,624,553	-	-
OSCIM GRANT - UNALLOCATED BUDGET	-	3,277,779 <sup>14</sup>	3,277,779	3,277,779	-	-
	<b>150,000,000</b>	<b>(102,584,478)</b>	<b>47,415,522</b>	<b>47,415,522</b>	<b>-</b>	<b>-</b>
	<b>210,000,000</b>	<b>(79,599,056)</b>	<b>130,400,944</b>	<b>110,133,179</b>	<b>(20,267,765)</b>	<b>15,128,040</b>



# Budget Update:

Health & Safety Funding Allocation  
January 2020

	Total Funds	Committed	Spent To Date	Balance	Unalloc Balance
<b>Bond Fund Category: DS001 - Accessibility</b>	<b>9,200,000</b>	<b>8,381,846</b>	<b>7,716,256</b>	<b>1,483,744</b>	<b>Accessibility</b>
2017 Bond Program: Accessibility - Unallocated Budget	445,560	-	-	445,560	445,560
Project Name: GROUP 3 (IP 2017)	3,593,412	3,470,609	3,353,246	240,166	
Project Name: Multiple Sites - 2018-2019 Middle School Conversions - 4586-FY18	4,411,028	4,360,240	4,360,010	51,018	
Project Name: Rigler - Health & Safety Improvements-Bond - 5029 - FY19	750,000	550,997	3,000	747,000	
<b>Bond Fund Category: DS002 - Asbestos Remediation</b>	<b>10,590,806</b>	<b>3,498,813</b>	<b>3,468,743</b>	<b>7,571,257</b>	<b>Asbestos</b>
2017 Bond Program: Asbestos - Unallocated Budget	5,146,899	-	-	5,596,093	5,146,899
Project Name: GROUP 4 - ASBESTOS	3,033,661	1,468,876	1,401,120	1,632,541	
Project Name: Harrison Park - Copy Room-Abate Asbestos Tile - 4664 - FY18	10,185	-	10,185	-	
Project Name: Harrison Park - K Classrooms-Abate Asbestos from floor tiles - 4441 - FY18	24,009	-	24,009	-	
Project Name: Hosford - Wood Shop Floor-Asbestos - 4573 - FY18	41,523	-	41,523	-	
Project Name: Jackson - Health & Safety Improvements-Bond - 5030 - FY19	66,361	-	-	66,361	
Project Name: Multiple Sites - 2018-2019 Middle School Conversions - 4586-FY18	658,511	638,502	638,502	20,009	
Project Name: Multiple Sites - Asbestos Bond Projects-2018-19 - 4923 - FY19	1,400,000	1,391,436	1,243,747	156,253	
Project Name: Multiple Sites - Asbestos Bond Projects-2019-20 - 4924 - FY20	100,000	-	-	100,000	
Project Name: Multiple Sites - Floor Replacement Bond Compensible - 4565 - FY18	101,044	-	101,044	-	
Project Name: Woodstock - Hallway-Abate and replace floor tiles - 4738 - FY18	8,614	-	8,614	-	
<b>Bond Fund Category: DS003 - Fire Sprinkler/Alarms</b>	<b>23,781,991</b>	<b>9,416,429</b>	<b>8,540,440</b>	<b>15,241,551</b>	<b>Fire Sprink/Alarm</b>
2017 Bond Program: Fire Alarm/Sprinkler - Unallocated Budget	9,692,587	-	-	9,692,587	9,692,587
Project Name: GROUP 2 - Fire Alarm / Sprinkler	8,533,136	4,132,714	3,165,189	5,367,947	
Project Name: GROUP 3 (IP 2017)	4,327,785	4,156,793	4,234,417	93,368	
Project Name: Jefferson - Fire Sprinkler Upgrades-Bond - 5053 - FY19	1,147,966	1,126,922	1,094,311	53,655	
Project Name: Multiple Sites - Fire Alarm Equipment Purchase - FY15/16/17/18 - XD114	46,523	-	46,523	-	
Project Name: Rigler - Health & Safety Improvements-Bond - 5029 - FY19	34,000	-	-	34,000	
<b>Bond Fund Category: DS004 - Lead Paint Stabilization</b>	<b>14,624,624</b>	<b>28,614</b>	<b>873,117</b>	<b>13,651,535</b>	<b>Lead Paint</b>
2017 Bond Program: Lead Paint - Unallocated Budget	3,790,587	-	-	3,690,615	3,790,587
Project Name: Multiple Sites - Lead Paint Abatement - BOND	10,000,000	20,000	39,080	9,960,920	
Project Name: Multiple Sites - Lead Paint Abatement - Emergency Declaration - 4284 - FY17	395,243	-	395,243	-	
Project Name: Multiple Sites - Lead Paint Abatement - Fund 423 - 4493 -FY17	438,795	-	438,795	-	
Project Name: Woodstock - Hallway-Abate and replace floor tiles - 4738 - FY18	-	8,614	-	-	
<b>Bond Fund Category: DS005 - Radon Mitigation</b>	<b>1,036,035</b>	<b>18,284</b>	<b>149,812</b>	<b>886,223</b>	<b>Radon</b>
2017 Bond Program: Radon - Unallocated Budget	864,889	-	-	864,889	864,889
Project Name: Lent - Radon Mitigation - 4344 - FY17	38,938	-	38,938	-	
Project Name: Marysville - Radon Mitigation-Rms 137-138-139 - 4939 - FY20	21,334	18,284	-	21,334	
Project Name: Multiple Sites - Radon Mitigation - 4609 - FY18	110,875	-	110,875	-	
<b>Bond Fund Category: DS006 - Roof Improvements</b>	<b>47,284,507</b>	<b>37,430,427</b>	<b>31,114,067</b>	<b>15,721,246</b>	<b>Roof</b>
2017 Bond Program: Roofs - Unallocated Budget	4,572,674	-	-	4,123,480	4,572,674
Project Name: Chapman - Re-Roof - Bond Funded - 4671 - FY18	2,842,000	578,119	443,467	2,398,533	
Project Name: GROUP 3 (IP 2017)	10,582,496	10,153,897	10,349,897	232,599	
Project Name: Hayhurst - SRGP-Bond - 5028 - FY19	1,923,500	1,375,051	799,277	1,124,223	
Project Name: Jackson - Health & Safety Improvements-Bond - 5030 - FY19	6,587,360	5,975,108	2,981,526	3,605,834	
Project Name: Lee - Roof Repair - 4497 - FY18	96,750	96,750	96,750	-	
Project Name: Multiple Sites - 2018-2019 Middle School Conversions - 4586-FY18	3,781,759	3,781,759	3,781,759	-	
Project Name: Multiple Sites - Health & Safety Group 1 Design - 5153 - FY20	919,568	780,971	57,793	861,775	
Project Name: Multiple Sites - Health & Safety Group 2 Design - 5154 - FY20	1,137,400	969,000	151,975	985,425	
Project Name: Rigler - Health & Safety Improvements-Bond - 5029 - FY19	7,408,000	6,996,344	5,710,311	1,697,689	
Project Name: Sitton - Health & Safety Improvements-Bond - 5027 - FY19	7,433,000	6,723,428	6,741,312	691,688	
<b>Bond Fund Category: DS007 - Security Improvements</b>	<b>9,322,221</b>	<b>4,127,802</b>	<b>1,138,924</b>	<b>8,183,297</b>	<b>Security</b>
2017 Bond Program: Security - Unallocated Budget	-	-	-	-	-
Project Name: Creative Science - ADA Accommodation-Access Control - 5049 - FY20	12,855	12,855	-	12,855	
Project Name: Jefferson - Camera-Pull Stations - 4528 - FY17	30,859	-	30,859	-	
Project Name: Multi-2018-4675-Bond-Security-PKG1 FY18-19	3,062,749	1,818,138	642,953	2,419,796	
Project Name: Multi-2018-5025-Bond-Security-PKG2-FY19	2,949,744	1,838,090	197,806	2,751,938	



## Balanced Scorecard - Equity

Please see handout in packet.



# Balanced Scorecard - Schedule

**Narrative Comments:**

- Grant HS punch-list is 99% completed and working through several warranty repairs. 95% of closeout documents have been submitted and are under review.
- Roosevelt: all work completed, final project financial close out in process.
- Kellogg construction is underway and on schedule. PW permit received, all foundations / slabs completed, gym tilt walls up and steel is topped out. Framing and roof deck installation has started.
- Madison HS demolition is completed, construction is underway and on schedule. Work on foundations, slabs, and CMU has started and team is accelerating steel to avoid potential schedule delays. Building permit expected by March and PW permit in 60% review process.
- Lincoln 100% CDs received December 20th. Early Work Amendment approved and Hoffman has mobilized on site. Job trailers have been set up and bleacher demolition started. EWA expected soon for steel and steel fab to avoid delays.
- Benson 100% SDs DPA completed, 50% DD's received December 15th. Intensive destructive investigation on-going. Land use application being submitted for Marshal and master schedules

<b>Color Key</b>		<b>Schedule Perspective</b>	<b>Strategic Obj.</b>	<b>Perform</b>
	Good			
	Concerns			
	Difficulty			


**Active Projects**

Grant HS	Roosevelt HS	Franklin HS	Faubion K8	Kellogg	Madison HS	Lincoln HS	Benson HS	Health & Safety				

Strategic Objectives	Performance Measures	Performance Targets
<b>Objective A</b>	1 Baseline Schedule Established	Green = completed
<b>Objective B</b> Planning, Permitting & Design Phases on Schedule (measured from baseline schedule)	2 Design Contract Award 3 Schematic Design Completed 4 Design Development Completed 5 Construction Contract Documents 6 Land Use Permit Approved 7 Building Permit Approved	Green = < 0 weeks impact Yellow = 0 - 4 weeks Red > 4 weeks
<b>Objective C</b> Construction on Schedule (measured from baseline sched)	8 Construction Started 9 Substantial Completion 10 Final Completion	Green = < 0 weeks impact Yellow = 0 - 4 weeks Red > 4 weeks
<b>Objective D</b> Meet Occupancy Schedule Target	11 Occupancy On Schedule	On target for school opening
<b>Objective E</b> Meet Turnover Schedule Target	12 Turnover On Schedule	Green = < 10 mo after open Yellow = 10-12 mo after open Red => 12 mo after open



# Schedule Updates – Modernization Projects



█ Remaining Level of Effort   
 █ Primary Baseline   
 █ Remaining Work   
 ◆ Milestone  
█ Actual Level of Effort   
 █ Actual Work   
 █ Critical Remaining Work   
 ◀ Summary

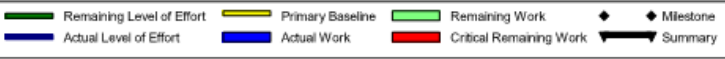
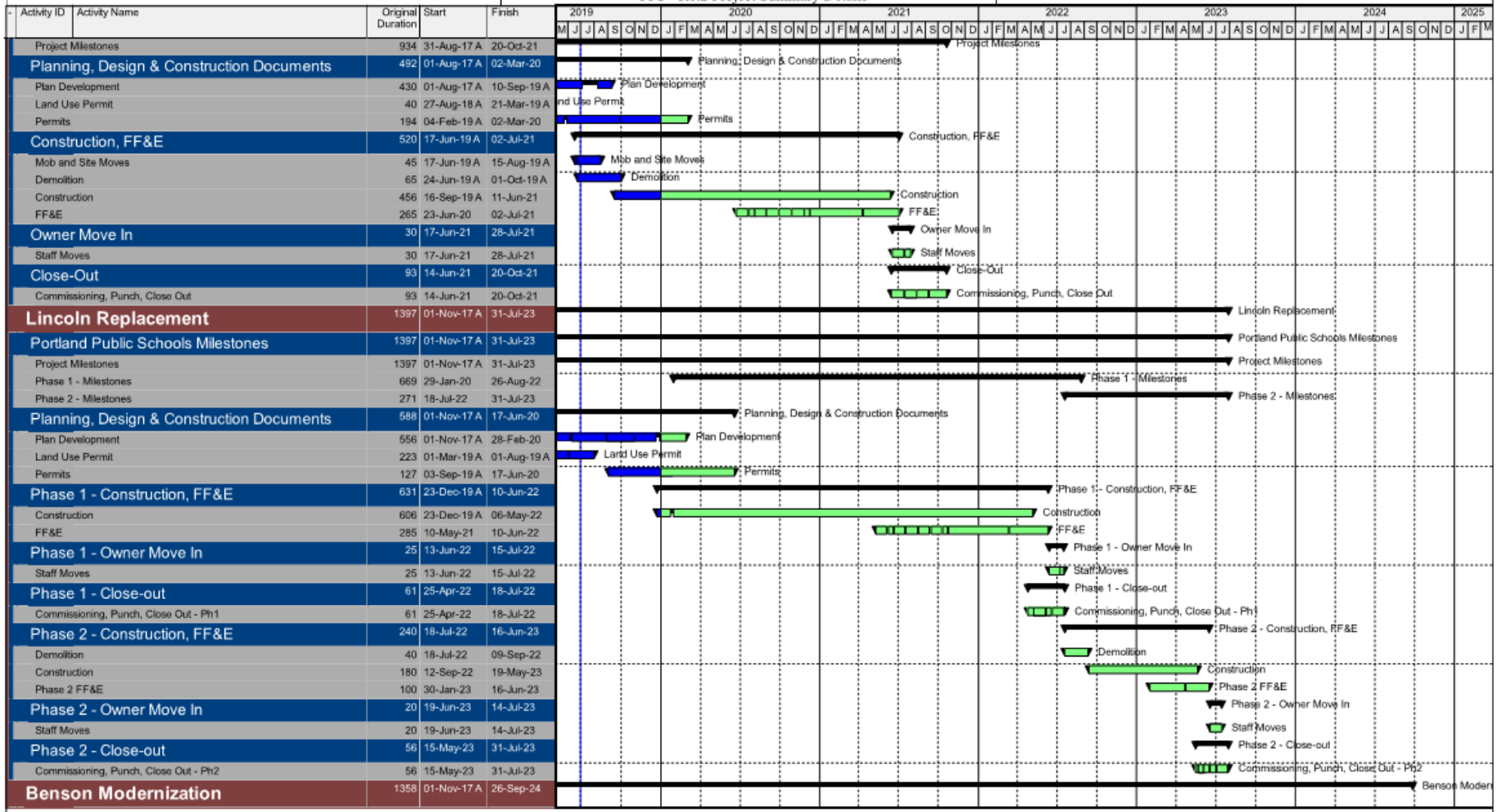


# Schedule Updates – Modernization Projects



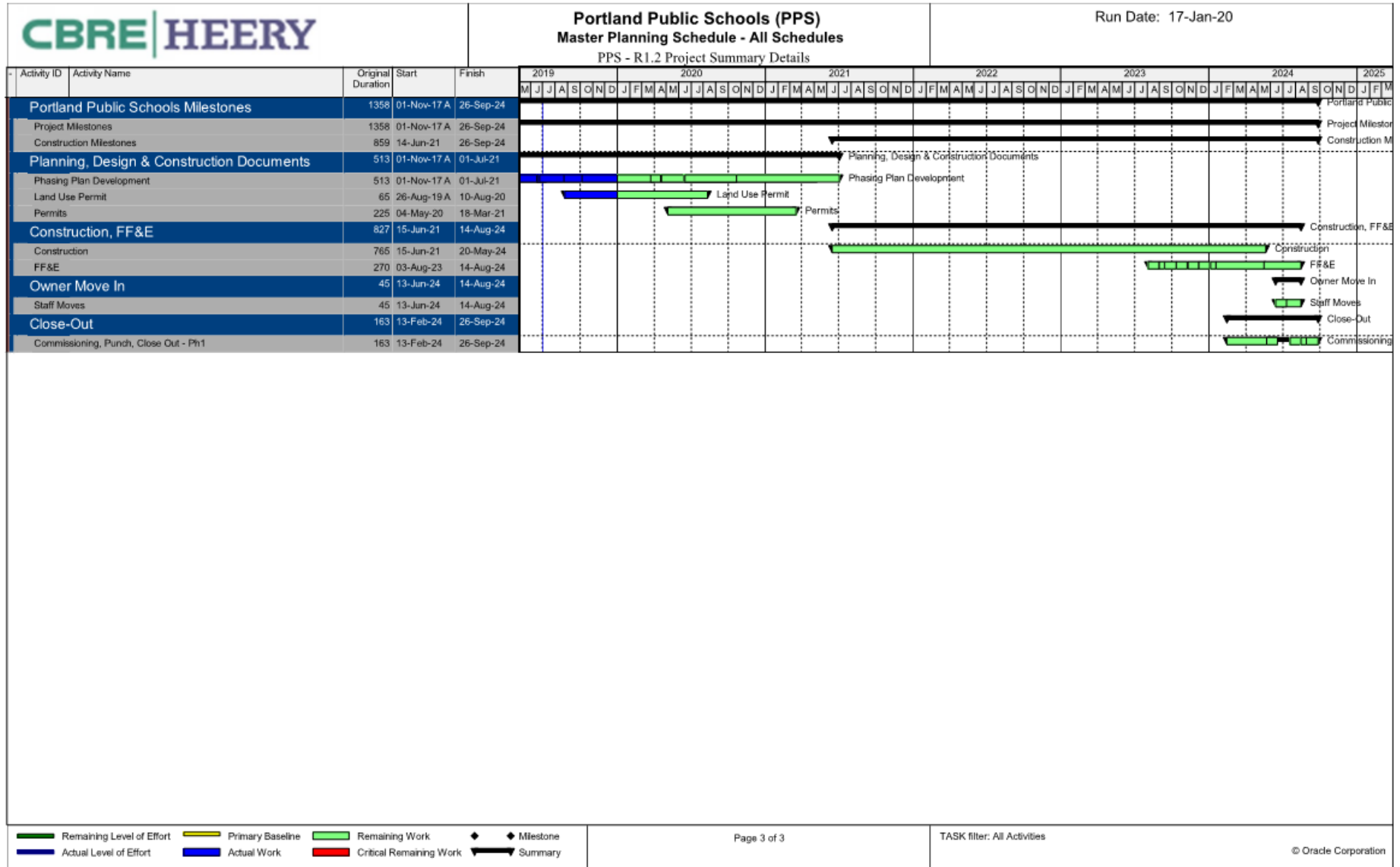
## Portland Public Schools (PPS) Master Planning Schedule - All Schedules PPS - R1.2 Project Summary Details

Run Date: 17-Jan-20






# Schedule Updates – Modernization Projects





# Schedule Updates – Health & Safety Projects

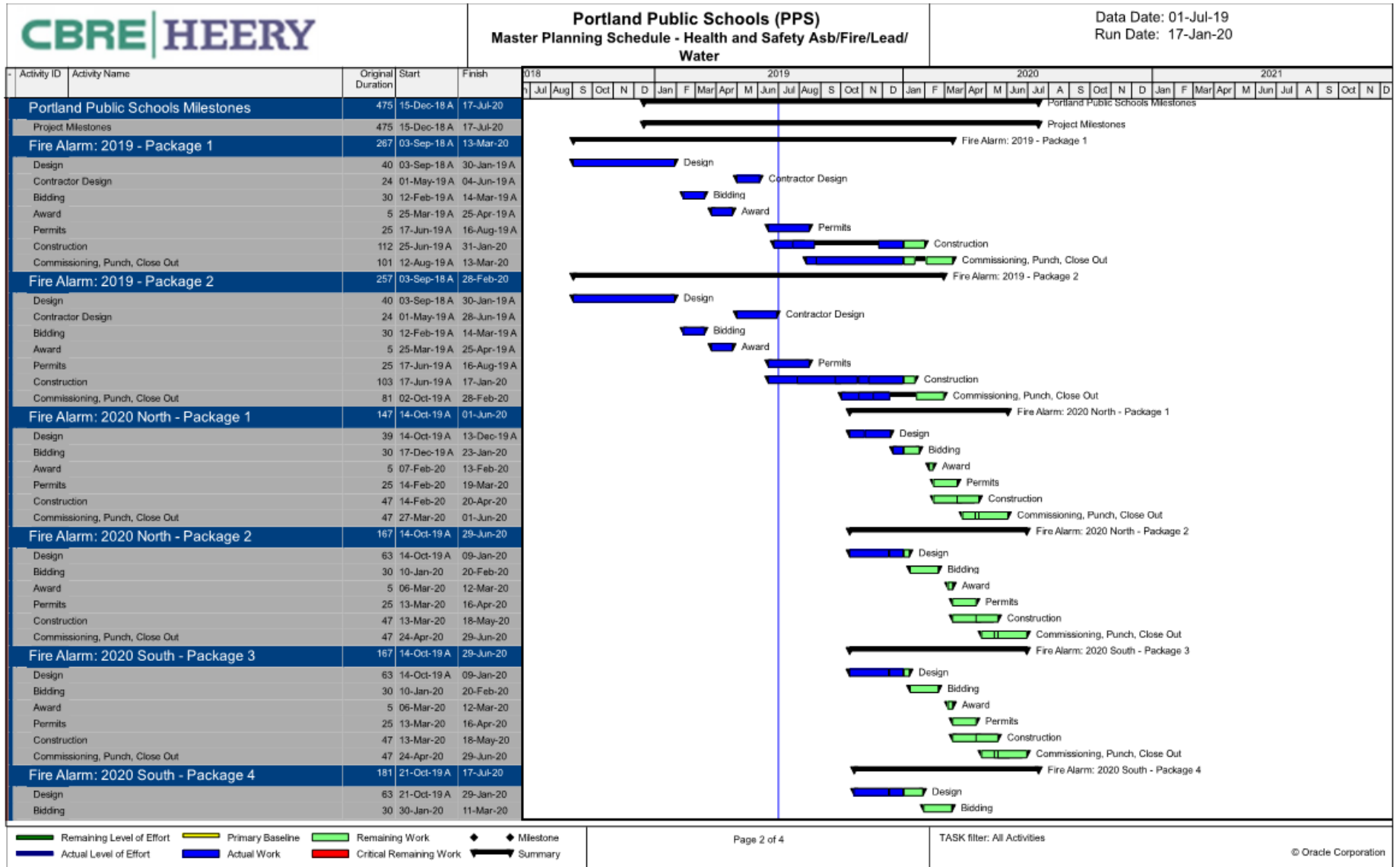


█ Remaining Level of Effort   
 █ Primary Baseline   
 █ Remaining Work   
 ◆ Milestone  
█ Actual Level of Effort   
 █ Actual Work   
 █ Critical Remaining Work   
 ▼ Summary





# Schedule Updates – Health & Safety Projects



█ Remaining Level of Effort   
 █ Primary Baseline   
 █ Remaining Work   
 ◆ Milestone   
 █ Actual Level of Effort   
 █ Actual Work   
 █ Critical Remaining Work   
 ◀▶ Summary

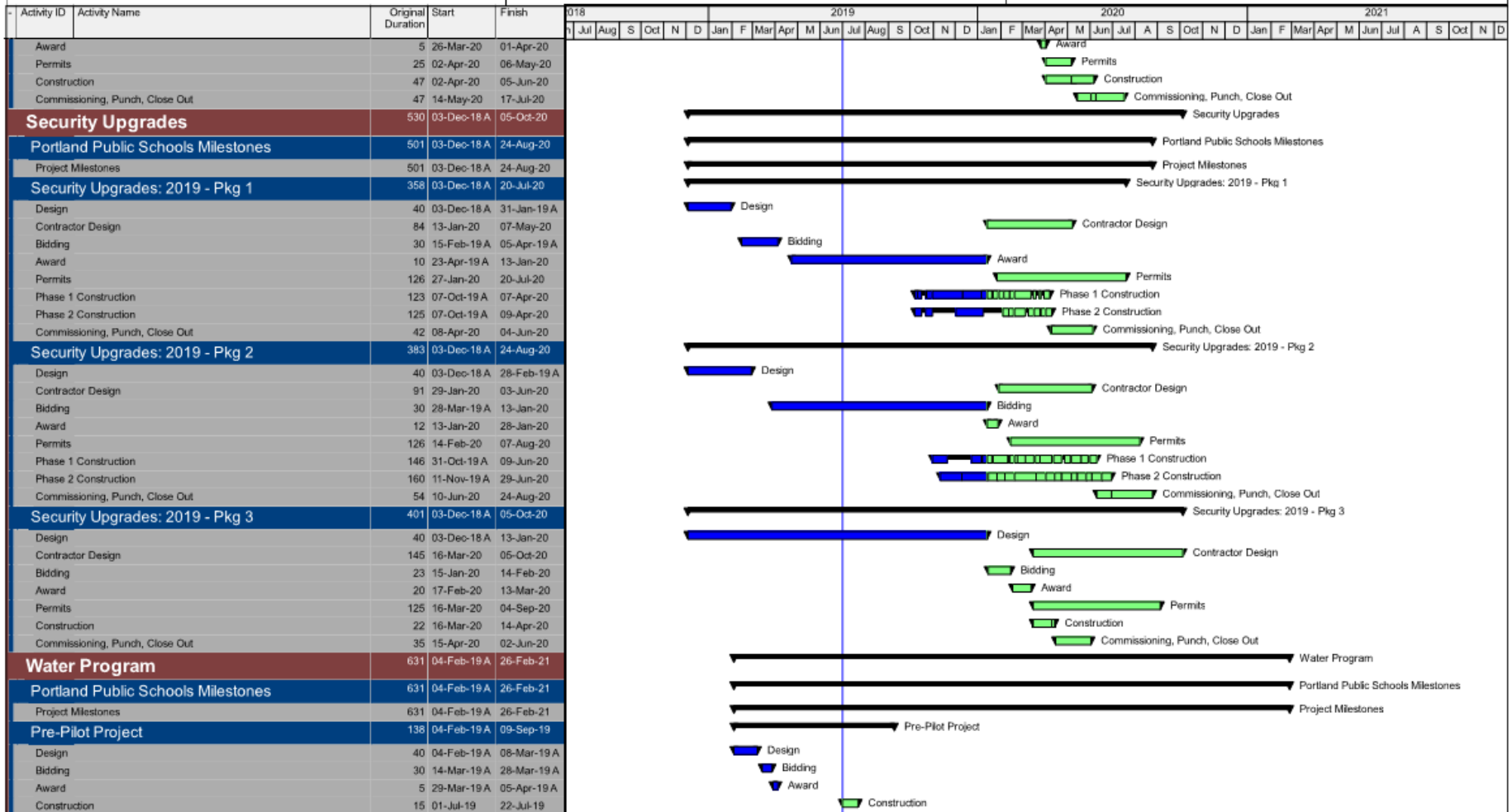


# Schedule Updates – Health & Safety Projects



Portland Public Schools (PPS)  
Master Planning Schedule - Health and Safety Asb/Fire/Lead/  
Water

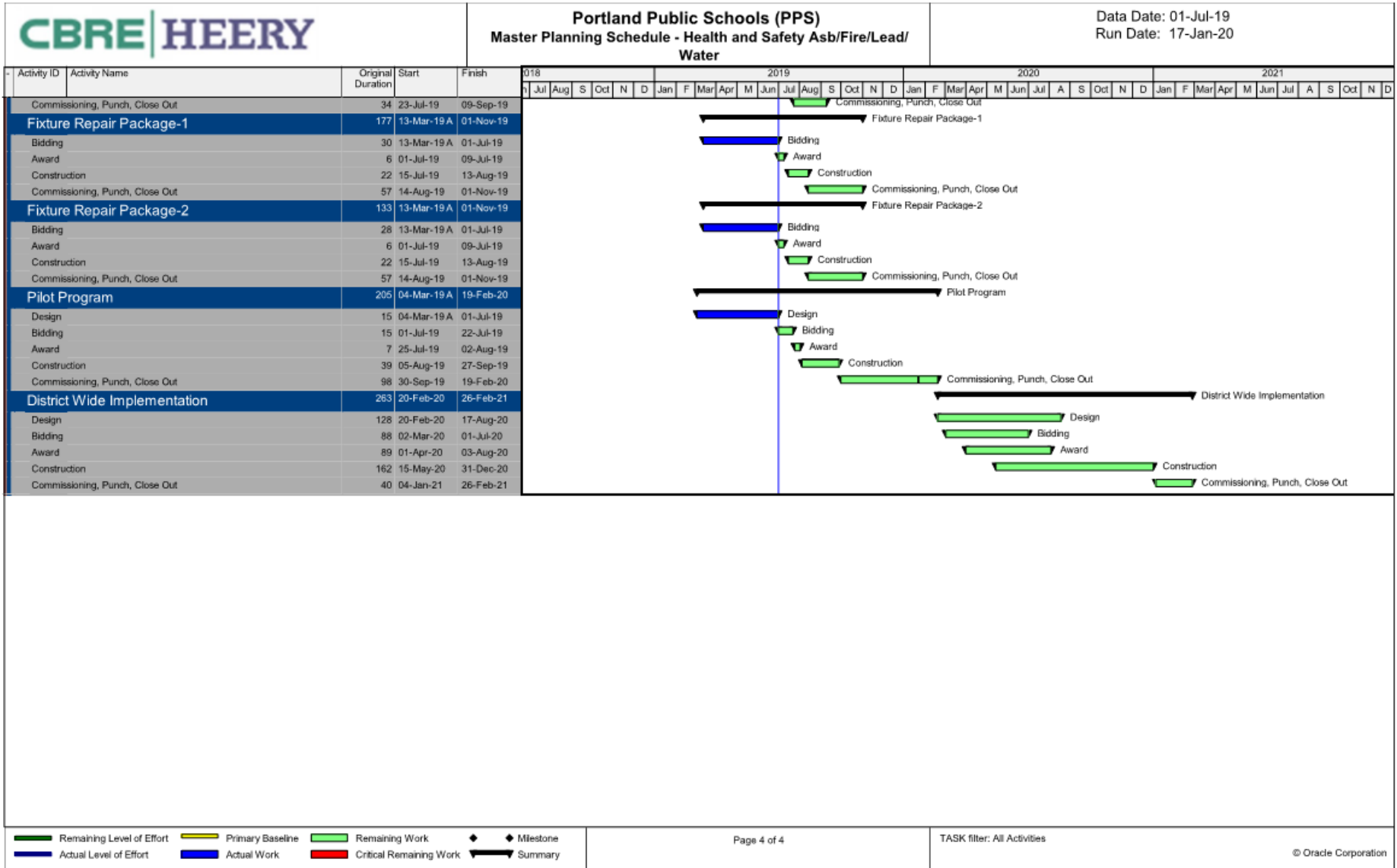
Data Date: 01-Jul-19  
Run Date: 17-Jan-20



■ Remaining Level of Effort   
 ■ Primary Baseline   
 ■ Remaining Work   
 ◆ Milestone  
■ Actual Level of Effort   
 ■ Actual Work   
 ■ Critical Remaining Work   
 ⇨ Summary



# Schedule Updates – Health & Safety Projects



█ Remaining Level of Effort   
 █ Primary Baseline   
 █ Remaining Work   
 ◆ Milestone  
█ Actual Level of Effort   
 █ Actual Work   
 █ Critical Remaining Work   
 ── Summary



## Accomplishments

### Turnover Process

- Grant project is implementing a successful turnover program, testing templates and handover schedules.
- Roosevelt negotiated and closed out all outstanding Change Requests.
- Franklin final accounting of CM/GC contract completed, and commitment in process of being closed out.

### Audits

- OSM has been working with SEC to provide data for the Year 2 audit.
- Processes for audit implementation have been set up, codified, and reviewed by SEC.
- Steady progress is being made in developing strategies to implement outstanding recommendations (expect more completions by next BAC).

## Next Steps

### Staffing

- CM for Security projects starts 1/27/20
- Opening recruitment for PM1 to join Benson team
- Opening recruitment for two PM1s to act as shared (allocated) resources for Kellogg, Lincoln, Madison, H&S Consolidated
- eBuilder Administrator recruitment being re-posted at revised classification
- Director of Construction compensation has been reviewed against market and increased by HR; recruitment will be re-posted shortly

### Audit Implementation

- Contracted staff are being shifted to PPS computers to improve consolidated documentation and file sharing

## Challenges & Opportunities

### Challenges:

- Market conditions remain an ongoing challenge for both Health & Safety and Modernization projects.
- Staffing is needed to address workload at program and project levels.
- Corporate Receipts Tax / SSA: \$4.4M estimated total program cost. Construction auditor has taken position that it should not be passed through to Owners. In discussion with other public Owners. One current project/contract has it specifically negotiated in, so will need to determine documentation requirements.
- Timely completion and turnover of projects remains an ongoing challenge.



# Project Updates



## Close Out Activities

- Final project change orders and GMPCA's have been successfully negotiated for close out of CMGC contract.
- PPS construction auditor is working to get subcontractor documentation to allow close out of audit findings.
- Staffing will be moving remaining project balance (roughly \$1M) off main Roosevelt HS Modernization project to Roosevelt Windows project over the next 30 days.
- Once CMGC commitment has been closed (dependent on receipt of audit documentation) and project balance moved, project will be closed out in eBuilder.
- Alternative Procurement analysis to be completed once CMGC commitment is closed.

## F/U Projects

- Window Rehabilitation** to address heating issues
  - Project in design, with mock-up planned in early spring
  - Construction to start May 2020
- Minor projects** being managed by FAM
  - Teen Parent Playground
  - Tower clock repair
- Roosevelt Phase IV**
  - Design modifications to construction drawings to start shortly
  - Project management will be undertaken by a combination of existing PPS staff and PPS contractors
  - Detailed schedule will be shared with BAC in April

## Challenges & Opportunities

- Opportunities:**
  - New Roosevelt Phase IV will increase educational program opportunities
  - Rehabilitation of historic windows will improve heating issues from solar gain and heat loss



## Close Out Activities

- Minor contractor activity on site to address warranty and punchlist items (21 punchlist items remain). CMGC to be completely offsite by end of January.
- Staff are negotiating final project change orders and GMPCA's.
  - 23 remaining GMPCA's
  - Weekly meetings with CMGC project leadership to occur until issues resolved
  - Late arriving requests for additional GCs and GRs are receiving detailed scrutiny
- 22 open close-out submittals remaining.
- PPS construction auditor has several outstanding information requests with CMGC.
- Project remains on budget per risk assessment of outstanding issues. Weekly closeout meetings with OSM leadership to review issues and budget.
- Project team is meeting regularly with PPS operations and IT departments to resolve closeout and turnover issues.

## F/U Projects

- Confirmed projects**
  - Gym lighting levels
  - Improved ventilation for kiln room
  - Improved cooling for computer room
  - Band room instrument storage

## Challenges & Opportunities

- Challenges:**
  - Paging/Bell system issues being addressed with installation of replacement equipment
  - DDC HVAC controls have been challenging to program



## Overview To Date

### Roofs: 7 complete, 1 ongoing, 6 upcoming

- Complete:**
  - King
  - Beverly Cleary – Fernwood
  - Tubman
  - Holladay Center
  - Rose City Park
  - Rigler
  - Sitton
- Ongoing:**
  - Jackson
- Upcoming:**
  - Chapman
  - Harrison Park
  - Kelly
  - Mt. Tabor
  - Ockley Green
  - Woodlawn

### ADA: 6 schools; ramps, bathrooms, stage lifts, 3 elevators

- Ramps, bathrooms, lifts:**
  - King
  - Beverly Cleary – Fernwood
  - Tubman
  - Lewis
  - Rose City Park
  - Rigler
- Elevators:**
  - King
  - Rose City Park
  - Rigler

### Fire Alarm/Fire Sprinklers:

- Sprinklers (4 complete, 1 ongoing):**
  - King
  - Beverly Cleary – Fernwood
  - Lewis
  - Jefferson
  - Rigler
- Fire Alarms (8 complete, 18 upcoming):**
  - King
  - Rigler
  - Maplewood
  - Ainsworth Annex
  - West Sylvan
  - Green Thumb
  - Lee
  - Da Vinci





## Accomplishments

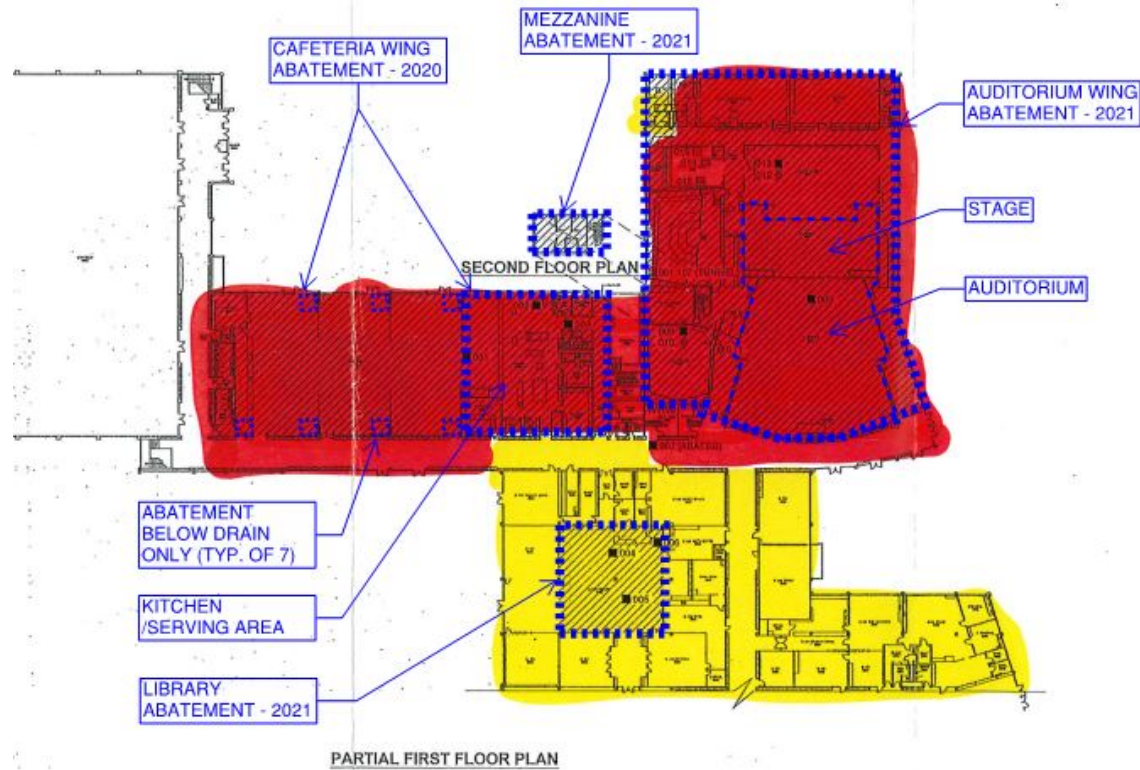
- 2019 Roofs/Seismic** completed under budget:
  - Sitton re-roof (Sitton - H&S Improvements-Bond - 5027)
  - Hayhurst seismic retrofit – Phase 1 (Hayhurst - SRGP-Bond - 5028)
- 2020 Roofs** permits submitted and out for bid:
  - Chapman re-roof (Chapman - Re-Roof and Fire Sprinkler System Installation – 4671)
- 2020 Roofs** under design
  - Multiple Sites - Heath & Safety Group 2 Design
    - Ockley Green
    - Harrison Park
    - Woodlawn
  - Multiple Sites - Heath & Safety Group 1 Design
    - Mt. Tabor
    - Kelly

## Next Steps

- 2020 Roofs**
  - Finish design
  - Permitting
  - Bid for construction
- Phase 2 Construction of 2019 Projects**
  - Jackson Roof Phase-2 (5030)
  - Hayhurst Seismic Retrofit Phase-2 (5028)
- Design for Jackson Roofing Phase 3 (5030)**
  - Abatement of structural fireproofing
  - Ceiling demo and replacement for auditorium and library

## Challenges & Opportunities

- Challenges:**
  - Jackson MS will require significant abatement as part of summer 2020, which will mean it needs to continue into summer 2021.
  - Contractor and tradespeople availability remains a concern for volume of work on roofing projects.
- Opportunities:**
  - An SRGP grant application has been submitted for Lent.
  - Early planning for summer 2021 roof replacements (as funding allows) has already started.



## Jackson Abatement

- Blue hatched areas show extent of abatement required due to required lightweight concrete roof deck demo above.



## Accomplishments

- Completed**
  - Elevator at Rose City Park Middle School (Multiple Sites - 2018-2019 Middle School Conversions - 4586)
- 60% Complete**
  - Elevator at Rigler (part of interior and exterior ADA upgrades for Rigler - Health & Safety Improvements-Bond – 5029)

## Next Steps

- ADA design, construction procurement and permitting:**
  - Group 1 Roofs 5153 and Group 2 Roofs 5154
    - Ockley Green
    - Harrison Park
    - Woodlawn
    - Mt. Tabor
    - Kelly

## Challenges & Opportunities

- Challenges:**
  - Rigler elevator foundation differing site conditions have delayed project final completion, due to issues with original building foundation depth and soil conditions – see next page for photos.



## Rigler Elevator Foundation Issues

Picture 1 shows existing building foundation significantly shallower than plans – originally concealed by contaminated rat slab.

Picture 2 shows new helical piers and structural steel temp support



## Rigler Elevator Foundation Issues

Picture 1 shows extent of excavation. Note “hanging column” in top left of picture.

Picture 2 shows new elevator foundation poured with vertical rebar for shaft walls



## Accomplishments

### Completed (2019)

- Group 2 Fire Alarm / Sprinkler**
  - Ainsworth
  - DaVinci
  - Green Thumb
  - Lee
  - Maplewood
  - Jefferson (Fire Sprinkler)

### Out to Bid (2020)

- Fire Alarm Group 1 North 5211**
  - Beaumont
  - Beverly Cleary Fernwood
  - Forest Park
  - Meek
  - Sabin
- Fire Alarm Group 2 North 5212**
  - Astor
  - Kenton
  - Laurelhurst
  - MLC
  - Vernon
- Fire Alarm Group 3 South 5213**
  - Atkinson
  - Grout
  - Robert Gray
  - Stephenson

## Next Steps

### Construction:

- Group 2 Fire Alarm Projects**
  - West Sylvan

### Design and Construction Bidding

- Rigler Fire Sprinkler Upgrade (2020)**
- Fire Alarm Group 4 South 5214**
  - Harrison Park
  - Lent
  - Markham
  - Richmond

## Challenges & Opportunities

### **Challenges:**

- Contractor and tradespeople availability for volume of work in fire alarm projects. Competition with security projects and fire alarm projects.
- Rigler fire sprinkler install required by City.

### **Opportunities:**

- Outreach is ongoing to schools planned to receive fire alarm upgrades.



## Completed Projects

- Group 4 Asbestos (2018)**
  - Chapman
  - Jefferson
- (Bond Funded) Asbestos Projects**
  - Harrison Park (4664 & 4441 - FY18)
  - Hosford (4573 – FY18)
  - Jackson (5030 – FY18)
- Multiple Sites 2018-19 MS Conversion (4586 – FY18)**
  - Tubman
  - Rose City Park
  - Roseway Heights
- Multiple Sites Bond 2018-19 (4924 – FY19)**
  - Beaumont
  - Capitol Hill
  - Jefferson
  - Lane
  - Marysville
  - Rigler
- Multiple Sites Floor Replacement (4565 – FY18)**
  - Sitton
- Woodstock Floor Replacement (4738 – FY18)**
  - Woodstock

## Next Steps

- Asbestos Bond Projects 2019-20 (4924 – FY20) survey & design under contract**
  - Beaumont (Phase-2)
  - Chapman (Phase-2)
  - Capitol Hill (Phase-2)
  - Hosford
  - Lane
  - Rigler
  - Stephenson
  - Vernon
  - Woodstock
  - Jackson (Phase-2)

## Challenges & Opportunities

- Challenges:**
  - Full scale abatement is limited to summer months
  - Availability of abatement contractors
  - Project complexity with other construction scope
  - Ability to perform work in sites already closed by other Bond work
- Opportunities:**
  - Coordinating with other projects for efficiency



## Accomplishments

- Phase-1 Work** (Priority Pre-K – 2nd Grade Interior) completed:
  - Priority 1: 7 Sites
  - Priority 2: 11 Sites
  - Priority 3: 31 Sites
  - Priority 4: 9 Sites
- Documentation:** Verdant Database Lead Paint Module purchased for tracking all lead paint work.

## Next Steps

- Phase-1 Work** (Priority Pre-K – 2nd Grade Interior):
  - Priority 4 (10 Sites) remaining
- Phase 2 Work** (Priority Pre-K – 2<sup>nd</sup> Grade Exterior):
  - Total of 62 Sites
- Staffing**
  - Recruitment posted for more PPS in-house painters
  - 2 applicants to Interview
  - Recruitment continues for additional
- Lead Paint IDIQ Solicitation:**
  - For contractors to perform lead stabilization work
  - Solicitation in February 2020
  - Contracting in April 2020

## Challenges & Opportunities

- Challenges:**
  - Difficulty maintaining existing in-house painting staff due to medical leave and other issues
  - Difficulty getting IDIQ painting contractors on initial solicitation
- Opportunities:**
  - Hiring additional in-house painters and getting painting contractors on board will accelerate project completion time-line





## Accomplishments

- Fixture Replacement, Sampling, Testing and Reporting:** Completed.
- Low Lead Drinking Water Station Pilot Study**
  - Conducted a six (6) school pilot study
  - Test results informed the proposal to implement pilot scope district wide
- Schematic Design** completed for:
  - Drinking Water Stations
  - Head Start Programs
  - Nursing Rooms
  - Staff Areas
- School by school detailed engineering plans** started on January 15, 2020

## Next Steps

- Design Surveys:**
  - Detailed school site engineering surveys and Principal interviews
- Design:**
  - Schematic design to be completed for 15 schools for PPS review by mid-February
  - Construction Drawings and bid package to be completed for 15 schools by early March
- Procurement:**
  - Award a construction contract for the first 15 schools in March
- Completion:**
  - Continue design with the delivery of one “Group” of 15 schools roughly every month

## Challenges & Opportunities

- Challenges:**
  - It will require through the academic year in 2021 to complete work in all buildings
  - A modest culture change to include students carrying water bottles is part of the solution
  - Fewer overall locations to obtain water
- Opportunities:**
  - Higher quality water available within ADA guidelines and with many more bottle filling stations
  - PPS as a leader in school water quality and student safety; resolution of the Drinking Water “Crisis”



## Accomplishments

- Security Upgrades Group 1:** 26 schools under Design/Build contract
  - 13 Schools in *Design*
  - 3 Schools *Designed and Awaiting Construction*
  - 6 Schools *In Construction or Commissioning*
  - 4 Schools *Turned Over / Punchlist*
- Security Upgrades Group 2:** 31 schools under Design/Build contract
  - 24 Schools in *Design*
  - 2 Schools *Designed and Awaiting Construction*
  - 3 Schools *In Construction or Commissioning*
  - 2 Schools *Turned Over / Punchlist*
- Security Upgrades Group 3:** 30 schools
  - We have contracted for Design, and the Design process is underway with 3 schools in *Design* and more being added weekly.

## Next Steps

- Security Upgrades Groups:**
  - Complete design/construction/commissioning for Security Upgrades Group 1
  - Complete design/construction/commissioning for Security Upgrades Group 2
  - Continue design, update bid amounts, and contract for construction for Security Upgrades Group 3
- Fencing:** Complete design for sites with supplemental fencing
- PPS Staffing:**
  - Continue utilizing shared H&S construction managers for improved site management
  - Add another full-time construction manager to Secure Schools team
- Contractor Staffing:**
  - Continue monitoring contractor staffing levels and issuing non-compliance notifications when needed.
  - OSM schedulers are working with Contractor to assist in forecasting impacts.

## Challenges & Opportunities

- Challenges:**
  - Group 1 and Group 2: Contractor staffing levels and resulting impacts to schedule continue to be a concern. Contractor has been put on notice.
  - Group 3: Contractor availability remains a concern for procuring construction of Group 3, with resulting potential for high bid amounts.



# Kellogg MS Replacement



## Accomplishments

- Construction:** Construction has reached a milestone, with completion of all slabs-on-grade, tilt-up panels, and erection of all major steel framing.
- Mock-up:** A mock-up of the building envelope, including roofing, siding and windows, is being constructed on-site.
- FF&E:** Planning for furnishings, fixtures and equipment is continuing.

## Next Steps

- Framing/decking/roofing:** Framing, decking and roofing are being installed at all building sectors. Elevated gym and music room slabs are being prepared.
- Public works (PW) permitting:** With approval of final plans, payment of PW fees, and transmittal of contractor liability insurance to City, the PW permit will be issued.

## Challenges & Opportunities

- Constrained site:** Project team coordinating with GC to minimize impact on neighbors.
- Planning principal:** Planning for opening of new school would benefit from selection of KMS planning principal as soon as possible/practical; with anticipated hiring of planning principal in July, 2020, OSM team has prepared draft budget and planning outline for PPS leadership to use as a starting template in anticipation of KMS opening for students in Fall, 2021.

## Safety

- December Man Hours:** 3,533
- Man Hours to Date:** 23,626
- Reportable Accidents to Date:** 1
- OSHA Recordable Accidents:** 0
- Incident Rate:** 0



# Kellogg MS Replacement



**Aerial Photo / January, 2020**



# Kellogg MS Replacement



Site Photos / November, 2019 – January, 2020



# Kellogg MS Replacement



Time Lapse / September, 2019 – January 2020



**Time Lapse / September, 2019 – January 2020**



## Accomplishments

- Demolition:** Gross building demo and abatement are complete
- Foundations and Below Grade:**
  - Orchestra pit and foundations in Sectors B&F are complete
  - Gym tieback wall complete
- Permits:** Phase III building permits are through first round of comments

## Next Steps

- Demolition:** Grandstand demo in March
- Structural:**
  - Steel erection will start in early February
  - Structural CMU in Sectors A, B, G
  - Structural concrete ongoing

## Challenges & Opportunities

- Challenges:**
  - Phase III building permit – tight timeline
  - A/E behind on submittals/RFI's
  - Library tiebacks are challenging
  - "Mt. Madison" logistics
  - Summer 2021 schedule
- Opportunities:**
  - Grant lessons learned

## Safety

- Man Hours to Date:** 128,456
- Reportable Accidents to Date:** 3
- OSHA Recordable Incidents:** 1
- Incident Rate:** 1.56
- Recent Incidents:**
  - Worker jumped across footing excavation and didn't land well. Strained hip, treated, back to full work capacity in a few days





# Madison HS Modernization



Future Entry



Current Progress



Future Crossroads

Current Progress



January 2020



# Madison HS Modernization



Future Gym Entry

Current Progress



January 2020



RISK CATEGORIES FOR CONTINGENCY USAGE						
Category	MHS Projection June 2019		October 2019		January 2020	
	Low	High	Identified Risks	Actual	Identified Risks	Actual
Design/Engineering	\$ 750,000	\$ 5,000,000	\$ 3,365,000	\$ 1,531,202*	\$ 2,250,000	\$ 538,459
Existing Conditions	\$ 1,500,000	\$ 5,000,000	\$ 2,340,000	\$ 204,922	\$ 2,190,000	\$ 642,770
Jurisdictional	\$ 250,000	\$ 2,000,000	\$ 1,840,000		\$ 1,640,000	\$ 1,513,334*
Schedule	\$ 250,000	\$ 3,000,000	\$ 1,085,000	\$ 143,669	\$ 1,100,000	\$ 134,718
Scope/Program	\$ 1,000,000	\$ 3,000,000	\$ 650,000		\$ 625,000	\$ 457,814
Trade/Procurement	\$ 600,000	\$ 1,500,000	\$ 1,500,000		\$ 1,550,000	\$ 298,496
Other			\$ 200,000		\$ 1,150,000	\$ -
<b>TOTAL</b>	<b>\$ 4,350,000</b>	<b>\$ 19,500,000</b>	<b>\$ 10,980,000</b>	<b>\$ 1,879,793</b>	<b>\$ 10,505,000</b>	<b>\$ 3,585,591</b>

\* January 2020 includes correction of re-classifying some ASI's from design to jurisdictional

	Original	Used to Date	Remaining
Contractor Contingency in GMP	\$ 5,831,520	\$ (532,267)	\$ 5,299,253
Owner Contingency in GMP	\$ 7,289,400	\$ (3,053,324)	\$ 4,236,076
Owner Contingency Outside GMP	\$ 6,217,000	\$ 1,164,990	\$ 7,381,990
<b>TOTAL PROJECT CONTINGENCY</b>	<b>\$ 19,337,920</b>	<b>\$ (2,420,601)</b>	<b>\$ 16,917,319</b>

\* Increase to Owner contingency is to account for future ODOT grant and ETO incentives



## Mitigated Risks

- Abatement is complete (except for grandstand)
- Structural permit and resulting ASI's
- Drywell decommissioning is largely complete
- Gym undercut reduced from 3' to 1'

## Major Risks to be Addressed

- Schedule compression / trade stacking
- RFI/Submittal Review
- Permitting
- CAT Tax

*Full Risk log is in the BAC packet*



AUG 06, 2019 15:35





## Accomplishments

- Design:**
  - 100% CD milestone completed
- Construction:**
  - Early Work Amendment approved for footings and foundation construction
  - Site mobilization occurred December 23, 2019
  - Bid package issued for full scope of the GMP

## Next Steps

- Permits:**
  - Building permit 1 for foundations expected by January 28, 2020
  - Building permit 2 submittal by January 30, 2020
- Contract:**
  - GMP proposal expected in late February 2020

## Challenges & Opportunities

- Challenges:**
  - Potential conflict exists between PGE duct bank in 16<sup>th</sup> Avenue easement and the athletic field elevation. Additional exploratory excavations required to determine extent of issue.
- Opportunities:**
  - Portland Water Bureau decided to decommission the 30" water main under the field reducing the risk of damage during construction.
  - Student engagement and career learning opportunities for Lincoln students are in development with school administration and staff.



# Lincoln HS Replacement



Aerial photo – January 9, 2020

January 2020





# Lincoln HS Replacement



January 2020



## Accomplishments

- 100% SD:** Design Phase Approval package submitted.
- 50% DD:** Design Team accomplished the deadline for set.
- Historic Landmarks Commission (HLC) DAR #2:**
  - Redesign of south wall on Building H
  - Revised window design
  - Updated exterior materials from metal panel to brick
- Building investigation work** continued.
- Buckman Field:** Completed master plan concept and presented to the Steering Committee.
- Quarterly project team partnering sessions** continued.

## Next Steps

- 100% DD** package
- FF&E**
  - Scope Development
  - CTE equipment planning & consolidation
- Historic Landmarks Commission (HLC):** Submitting design package for approval
- Schedule:** Begin monthly schedule workshops with project team

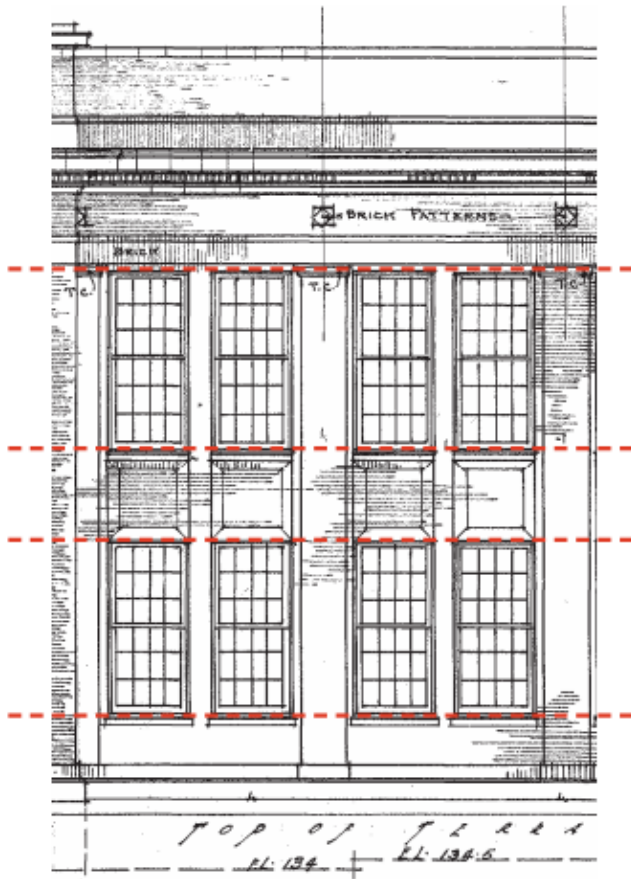
## Challenges & Opportunities

- Opportunities:**
  - Early co-location on site to advance knowledge of the site, and be efficient in the design development process
  - Development of student engagement plan
  - Planning and messaging for relocation to swing sites for 3 year construction period

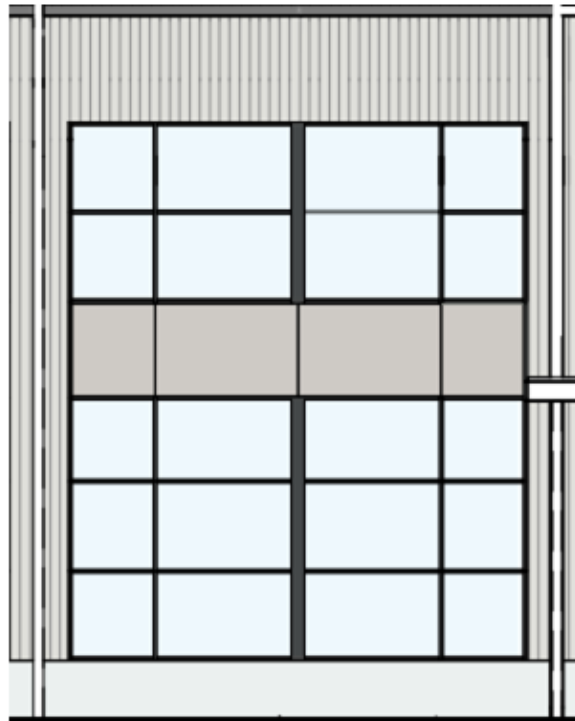


## WINDOW REVISIONS

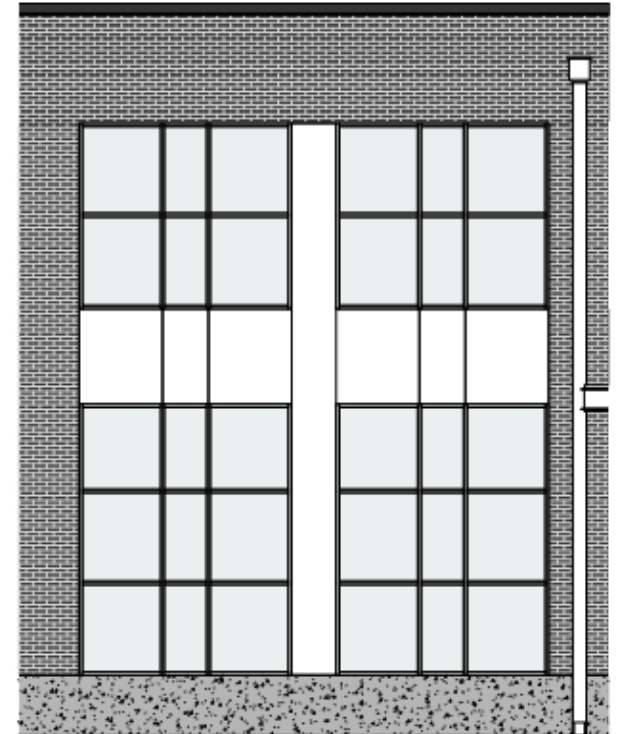
EXISTING WINDOWS



INITIAL DESIGN

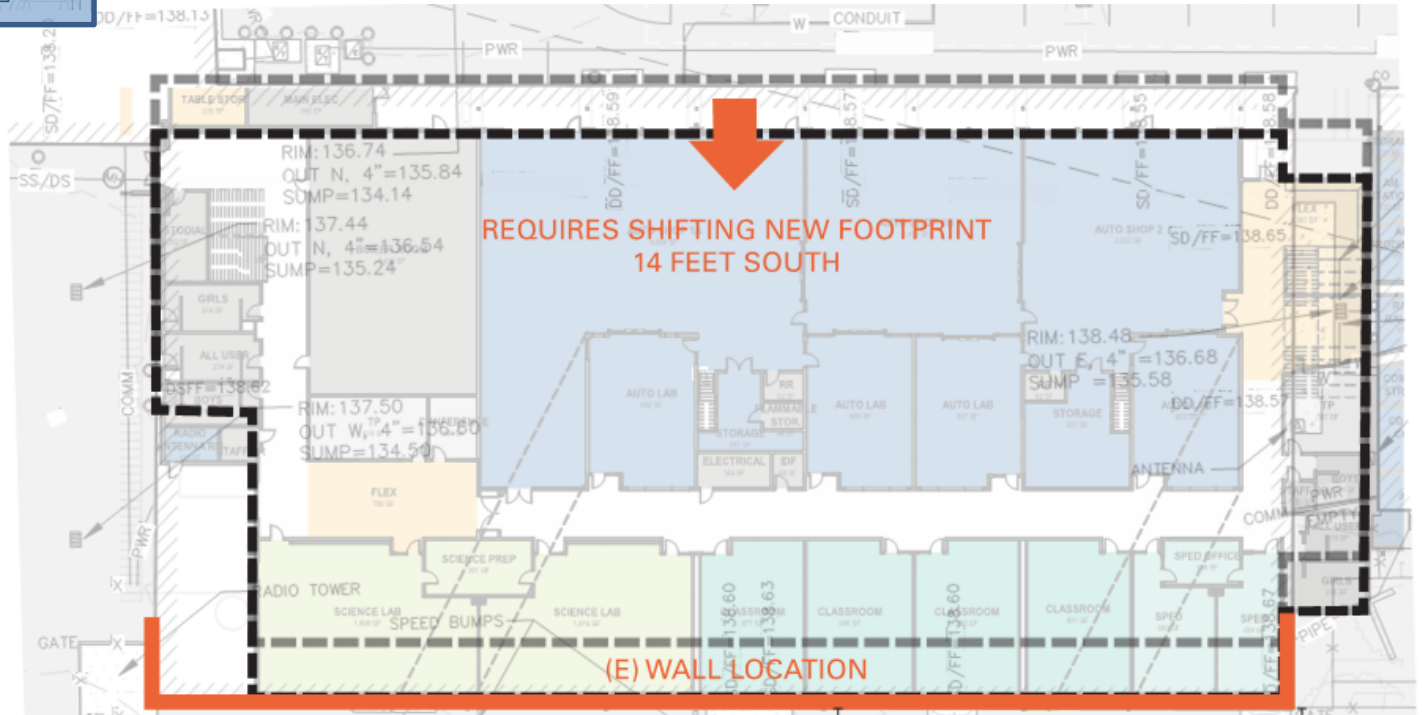


REVISED DESIGN





## BUILDING H SOUTH WALL REDESIGN





## Accomplishments

- Site and Program Research:**
  - Early Geotech study completed
  - Project team conducted in depth interviews and site observations of the existing MPG programs
  - Site tour of Woodburn Success HS
- Community Engagement:** Completed DAG Meetings #2, 3, and 4.
- Master Plan:**
  - Development continued
  - Presented 4 conceptual design options and received DAG feedback on the preferred version

## Next Steps

- Budget:** Confirm projections
- Master Plan Approval:** Review Master Plan package with the Bond Subcommittee and the BOE in February 2020
- Design:** Once Master Plan is approved, begin work on the Schematic Design package
- Stakeholder Engagement:** Initiate stakeholder meetings as part of Schematic Design phase, once MP is approved

## Challenges & Opportunities

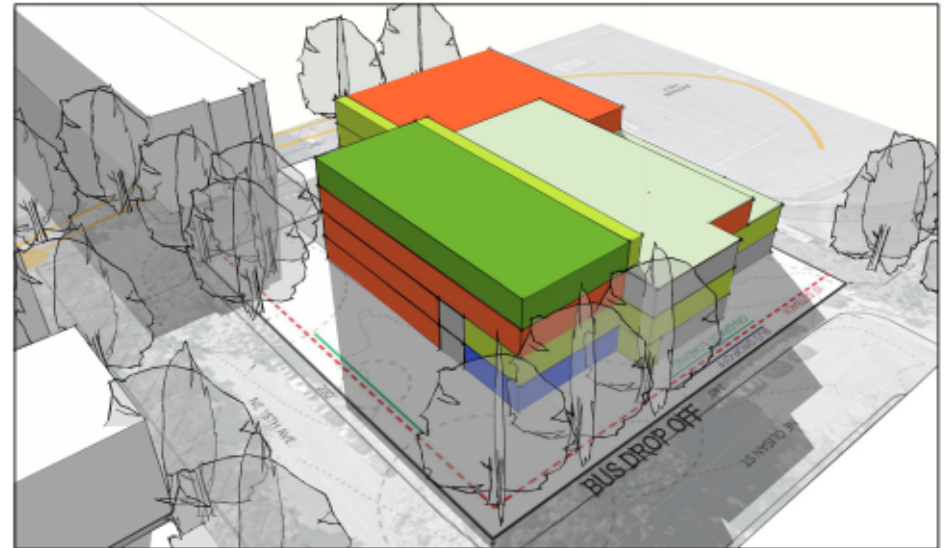
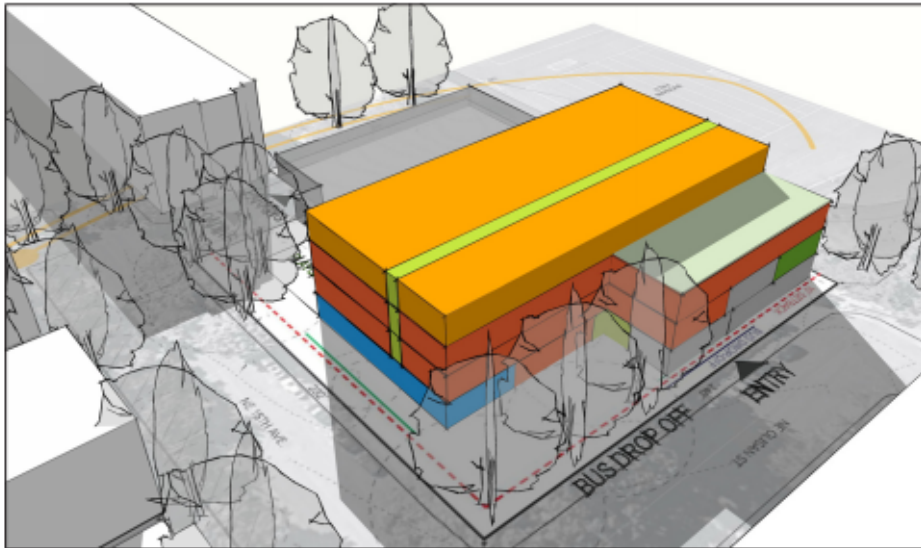
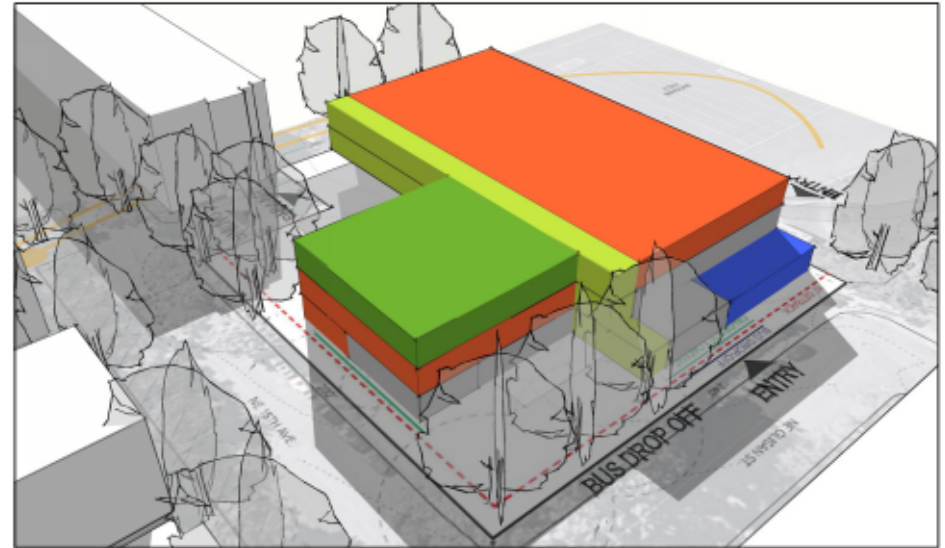
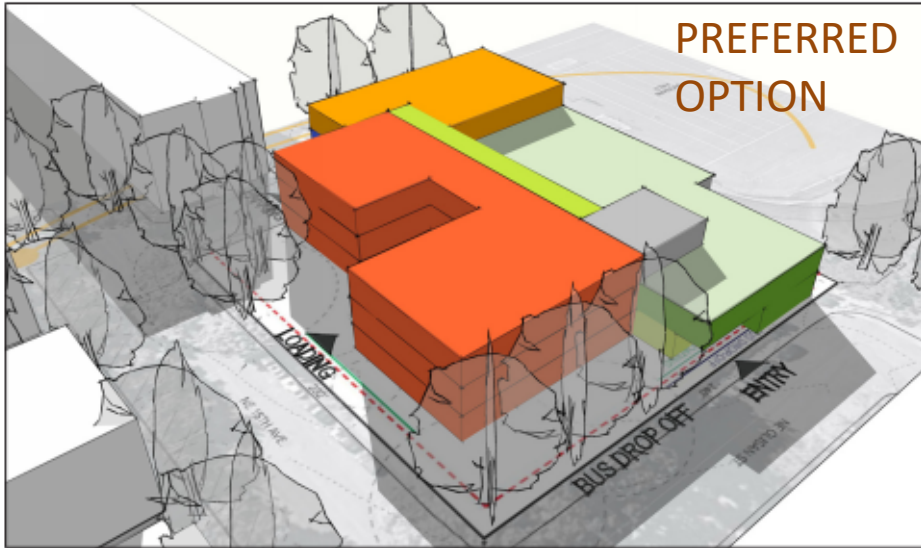
- Challenges:**
  - Managing the scope of work for programs that do not fall within the current Ed Spec requirements
  - Integrating the schedule to align with the work at Benson HS.
- Opportunities:**
  - Exploration of innovative materials and construction technology, i.e. CLT, pre-fabricated units, etc.



# Benson: Multiple Pathways Building



## CONCEPT DESIGNS





# Benson: Multiple Pathways Building

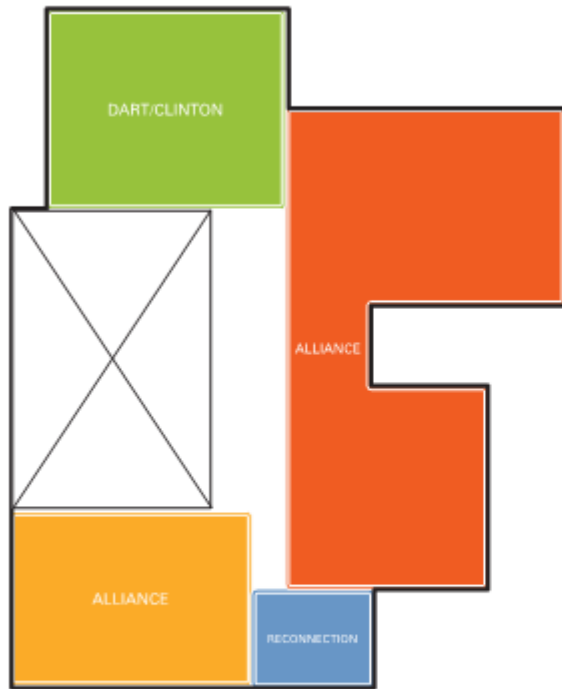


## CONCEPT DESIGNS

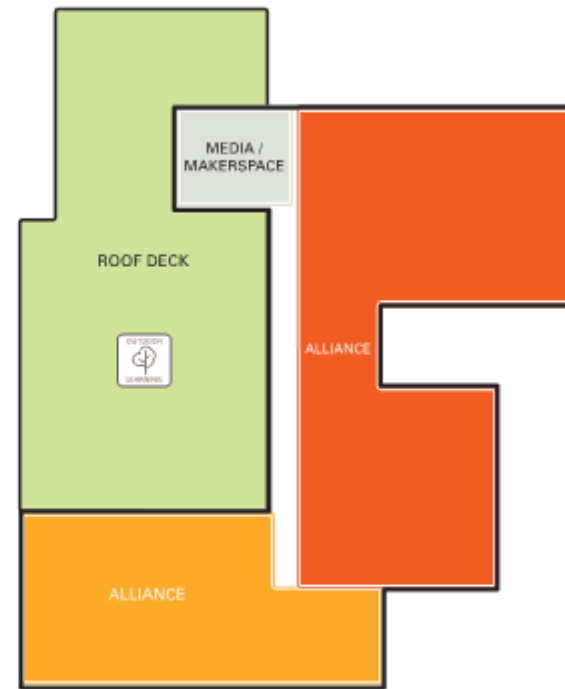




## CONCEPT DESIGNS



SECOND FLOOR



THIRD FLOOR





# Benson: Swing Sites



## Accomplishments

- Marshall:**
  - Completed early Geotech and arborist field investigations
  - Completed hazardous materials study
  - Design team continued site investigations to confirm existing conditions and scope requirements
  - Design team submitted the initial SD package. Currently being reviewed and revised by the stakeholder review process.
  - TI work will be executed under CM/GC contract with Andersen Construction. New auxiliary building will be bid to the market.
- Kenton:**
  - Continued discussion with De La Salle HS to establish what work can be accomplished prior to their move out.
  - Established monthly meetings with De La Salle HS.
- Grant:**
  - Confirmed that Portland Evening and Summer Scholars will be located here.
  - Initial meeting held with program administration and Grant HS. Likely move will happen in Summer 2020.
- Madison:**
  - Confirmed that PISA program will be located here.

## Next Steps


- Marshall**
  - Submit the Design Phase Approval package for SD/DD
  - Complete the 100% CD package and submit to the City of Portland
  - Solicit bid for GC
- Kenton:**
  - Complete the SD Document package and begin the stakeholder review process
  - Confirm scope of work

## Challenges & Opportunities

- Marshall:**
  - Aligning the scope and budget.
  - Getting the right package ready for the TI portion to allow work to be completed in Summer 2020
  - Obtaining permit in time to start in Fall of 2020
  - Short time frame for GC selection for the new auxiliary building
  - Compressed timing of swing site build out at Marshall & move-in. 3-4 Phases anticipated
- Kenton:** Development of the phasing plan due to short time periods available to complete the work.

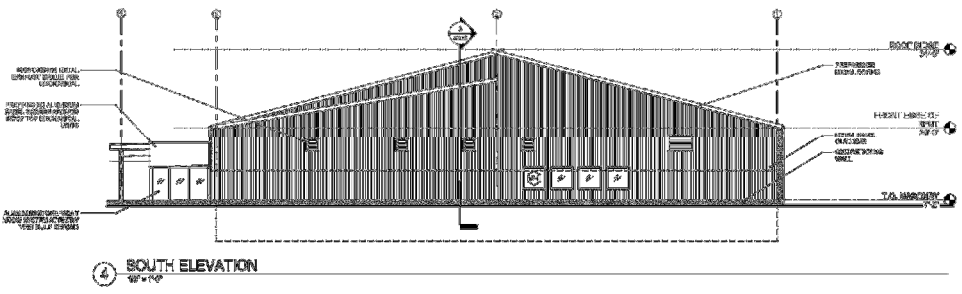
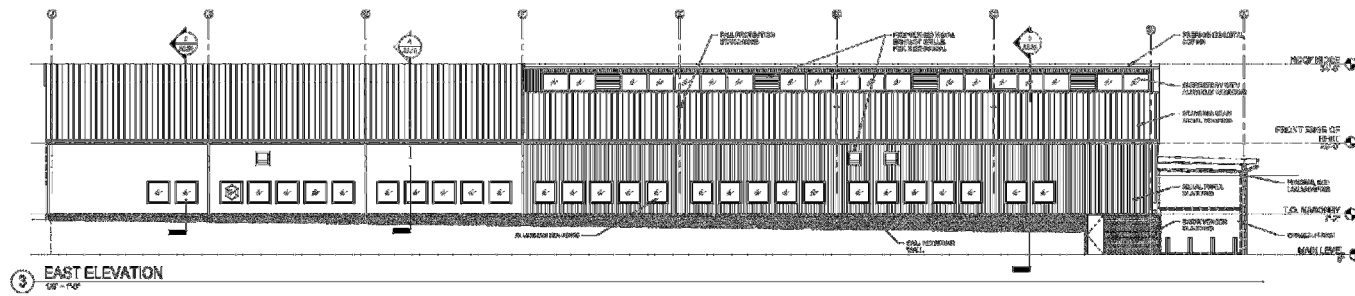
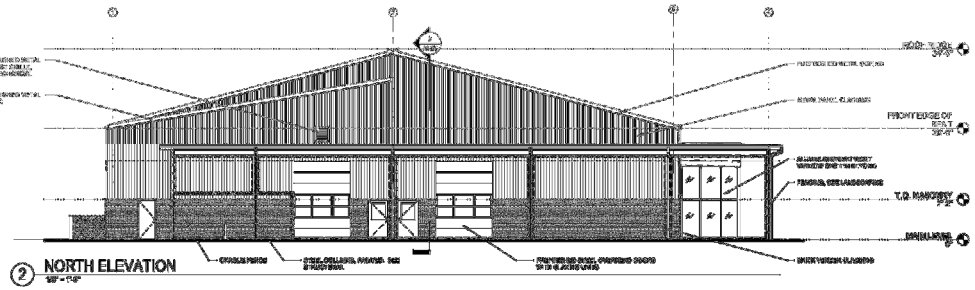
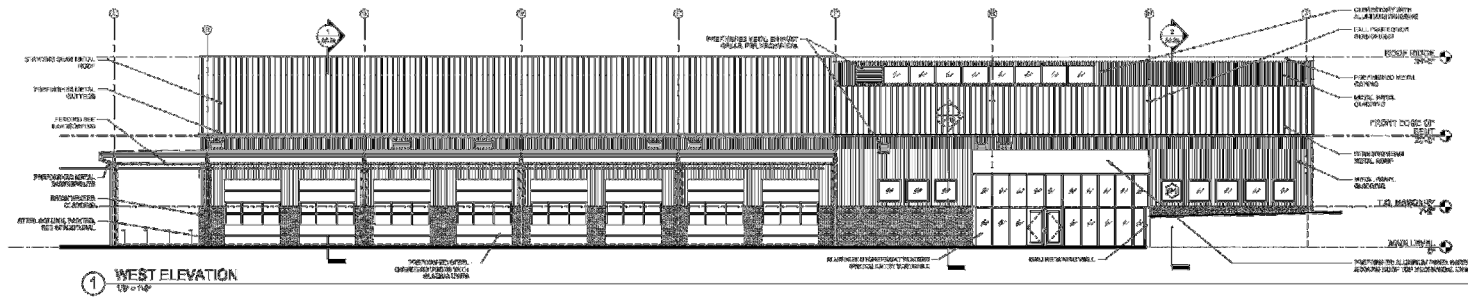


## AUXILIARY BUILDING





## AUXILIARY BUILDING





## BAC Discussion

## Questions

## Next Board Presentation

Date: 2/13/20, School Improvement Bond Subcommittee

## Next BAC Meeting

Date: April 22, 2020

Place: Wilson High School